

# Roll a Snowman

Supplies:

Dice

Snowman Play Mat

Snowman Parts

Directions:


Cut out snowman scarf, hat, eyes, carrot nose, mouth and arms.

Roll dice to add parts to the snowman until it is complete!


Variations:

If a part has been placed, you can either take that piece off the snowman or skip your turn.







Add the hat




Add the eyes




Add the nose



Add the mouth



Add the arms



Add the scarf